

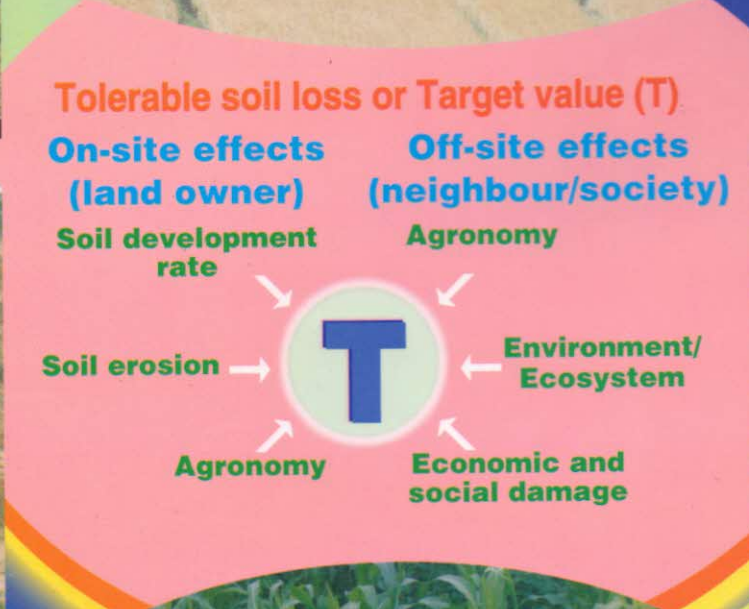


Rs. 300/-



SOIL LOSS TOLERANCE LIMITS FOR CONSERVATION PLANNING IN DIFFERENT STATES OF INDIA



**D. Mandal
V.N. Sharda
Ambrish Kumar**



Contents

| | |
|--|------------|
| FOREWORD | i |
| PREFACE | ii |
| LIST OF CONTRIBUTORS | iii |
| LIST OF FIGURES | iv |
| LIST OF TABLES | v |
| 1 INTRODUCTION | 1 |
| 1.1 Soil Loss Tolerance | 2 |
| 1.2 Factors of Soil Loss Tolerance | 4 |
| 2 METHODOLOGY | 6 |
| 2.1 Framework | 6 |
| 2.1.1 Indicators Selection Criteria | 7 |
| 2.1.2 Scoring Technique | 7 |
| 2.1.3 Integration | 9 |
| 2.1.4 Soil Groups | 9 |
| 3 DATABASES | 11 |
| 3.1 Minimum Data Set (MDS) | 11 |
| 3.1.1 Rationale for Minimum Data Set (MDS) | 12 |
| 4 SOIL LOSS TOLERANCE LIMITS STATUS | 14 |
| 4.1 Andhra Pradesh | 14 |
| 4.2 Arunachal Pradesh | 17 |
| 4.3 Assam | 20 |
| 4.4 Bihar | 23 |
| 4.5 Chhattisgarh | 24 |
| 4.6 Delhi | 27 |
| 4.7 Goa | 32 |
| 4.8 Gujarat | 33 |

| | | |
|------|------------------|----|
| 4.9 | Haryana | 38 |
| 4.10 | Himachal Pradesh | 39 |
| 4.11 | Jammu & Kashmir | 42 |
| 4.12 | Jharkhand | 46 |
| 4.13 | Karnataka | 49 |
| 4.14 | Kerala | 52 |
| 4.15 | Madhya Pradesh | 55 |
| 4.16 | Maharashtra | 58 |
| 4.17 | Manipur | 62 |
| 4.18 | Meghalaya | 64 |
| 4.19 | Mizoram | 67 |
| 4.20 | Nagaland | 68 |
| 4.21 | Orissa | 70 |
| 4.22 | Punjab | 73 |
| 4.23 | Rajasthan | 76 |
| 4.24 | Sikkim | 79 |
| 4.25 | Tamil Nadu | 83 |
| 4.26 | Tripura | 85 |
| 4.27 | Uttar Pradesh | 88 |
| 4.28 | Uttarakhand | 92 |
| 4.29 | West Bengal | 95 |

| | |
|-------------------|-----------|
| REFERENCES | 99 |
|-------------------|-----------|

| | |
|-------------------------------------|------------|
| ABBREVIATIONS & ACRONYMS | 102 |
|-------------------------------------|------------|